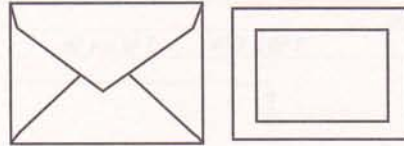


## BUSINESS AND SOCIAL ACCESSORIES\*

For some, the word "converter" simply means "a manufacturer of envelopes." Where National/Old Colony Envelope are concerned, that word means much more. In addition to their broad envelope line, they also convert a number of business and social accessories. Sold by the same paper merchants who handle your envelope requirements, these attractive accessories are styled and manufactured to reflect the National/Old Colony Envelope tradition for high quality.

### Business Announcements

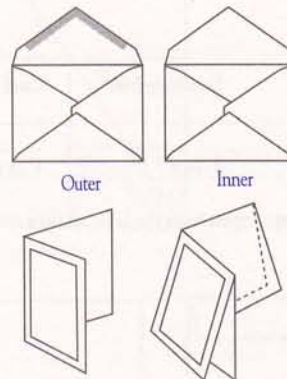
Primarily for formal business announcements, invitations, changes of address, etc. Envelopes are pointed flap, cards with plain or embossed panels. Embossed panels are typically used in more formal situations. Not recommended for laser and inserting applications.



Item	Envelope Size*	Card Size	Panel Margin	Packing Box/Carton
<b>Business Announcements</b>				
Gladstone	3 9/16 x 5 9/16	3 3/8 x 5 3/8	1/2	250/2,500
4 Baronial	3 5/8 x 5 1/8	3 1/2 x 4 7/8	1/2	250/2,500
21	4 x 5 15/16	3 7/8 x 5 3/4	1/2	250/2,500
5 Baronial	4 1/8 x 5 5/8	4 x 5 3/8	1/2	250/2,500
53	4 1/8 x 6 1/4	4 x 6	5/8	250/2,500
5 1/2 Baronial	4 3/8 x 5 3/4	4 1/4 x 5 1/2	1/2	250/2,500
6 Baronial	4 3/4 x 6 1/2	4 5/8 x 6 1/4	5/8	250/2,500
110	5 x 7 1/4	4 3/4 x 7	3/4	250/2,500
Lee	5 1/4 x 7 1/4	5 1/8 x 7	5/8	250/2,500
137	5 1/2 x 8 1/2	5 1/4 x 8 1/4	3/4	250/2,500

### Wedding Announcements

Pointed flap envelopes — the larger one or "outside" envelope with gummed flap for mailing; the smaller one or "inside" un-gummed for the announcement. The invitation (scored to fold in half or quarters) is inserted in the inside envelope which is placed in the outside envelope for mailing.

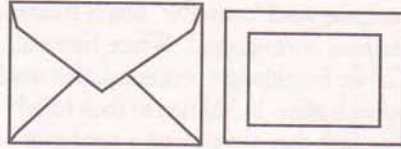


Item	Envelope Size*	Card Size	Sheet Size	Folded Size	Panel Margin	Packing Box/Carton
<b>Wedding Announcements</b>						
<i>89-5 Anna</i>						
Outer	5 3/8 x 7 5/8	—	—	—	—	100/2,000
Inner	5 1/4 x 7 7/16	—	—	—	—	100/2,000
Sheet			7 1/4 x 10 1/4	5 1/8 x 7 1/4	1 Hor. 3/4 Vert.	100/2,000
<i>89-2 Joan</i>						
Outer	4 5/8 x 6 1/8	—	—	—	—	100/2,000
Inner	4 1/2 x 5 7/8	—	—	—	—	100/2,000
Sheet			5 3/4 x 8 3/4	4 3/8 x 5 3/4	5/8	100/2,000

\* All envelopes are pointed flap and diagonal side seams.

## Reception

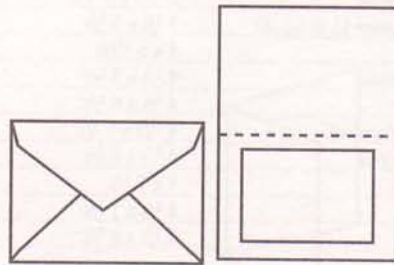
Pointed flap envelope and embossed panel card for reception or R.S.V.P.



Item	Envelope Size*	Card Size	Sheet Size	Folded Size	Panel Margin	Packaging Box/Carton
Reception	3 5/8 x 5 1/8	3 1/2 x 4 7/8			1/2	250/2,500

## Informals

Pointed flap envelope and paneled sheet for a variety of social purposes: thank-you's, invitations, personal announcements, etc.



Item	Envelope Size*	Card Size	Sheet Size	Folded Size	Panel Margin	Packaging Box/Carton
Informal	3 5/8 x 5 1/8	4 7/8 x 7	3 1/2 x 4 7/8		1/4	100/2,000

\*All envelopes open from the side, all flaps are pointed and all seams are diagonal.